

December 31, 2025



Program Fact Sheet

MOSIP was established in 1991 to provide Missouri public agencies with professional investment services.

INVESTMENT OBJECTIVE

To earn the highest income consistent with preserving principal, maintaining liquidity, and seeking a stable NAV of \$1.00.

LIQUID SERIES

A short-term liquid portfolio and cash management vehicle rated AAA^m by S&P Global and permitted as an investment for all local governments under Sections 70.210 to 70.320 of the Revised Statutes of Missouri.

TERM PORTFOLIO

A fixed-rate, fixed term portfolio rated AAA^f by Fitch⁵ and permitted as an investment for all local governments under Sections 70.210 to 70.320 of the Revised Statutes of Missouri.

LIQUID SERIES FACTS

As of December 31, 2025

7-Day Net Yield ¹	3.71%
Monthly Distribution Yield ²	3.78%
Weighted Average Maturity ³	36 Days
Program Rating ⁴	AAA ^m by S&P Global

SERVICE PROVIDERS

Investment Advisor and Program Administrator:

PFM Asset Management*

Distributor: U.S. Bancorp Investments, Inc.

Custodian: U.S. Bank, N.A.

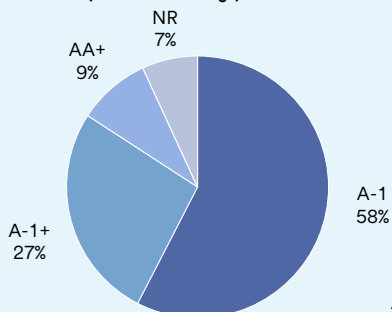
Independent Audit Firm: Ernst & Young LLP

Program Counsel: Gilmore & Bell, P.C.

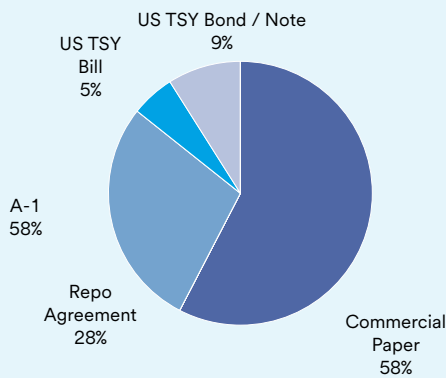
Liquid Series Diversification as of December 31, 2025

Credit Quality Distribution

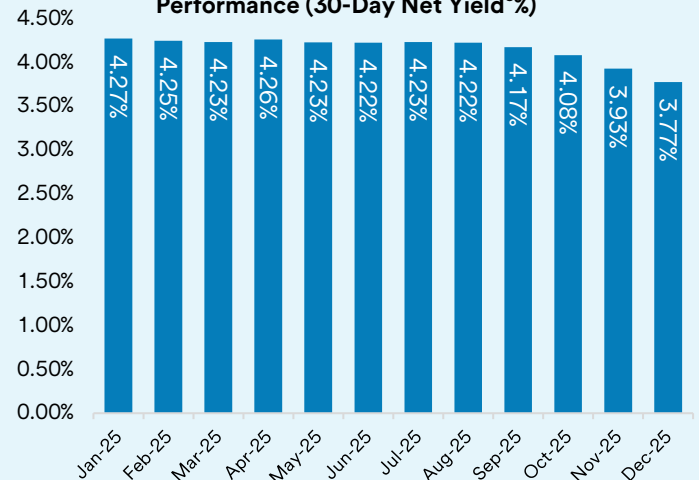
(S&P Global Ratings)



Sector Composition



Performance (30-Day Net Yield⁶)



*PFM Asset Management is a division of U.S. Bancorp Asset Management, Inc., which serves as administrator and investment advisor fund.

¹ 7-day net yield, also known as the current annualized yield, represents the net change, exclusive of capital changes and income other than investment income, in the value of a hypothetical account with a balance of one share (normally \$1.00 per share) over a seven-day base period expressed as a percentage of the value of one share at the beginning of the seven-day period. This resulting net change in account value is then annualized by multiplying it by 365 and dividing the result by 7.

² The monthly distribution yield represents the net change in the value of a hypothetical account with a value of one share (normally \$1.00 per share) resulting from all dividends declared during a month by the Pool expressed as a percentage of the value of one share at the beginning of the month. This resulting net change is then annualized by multiplying it by 365 and dividing it by the number of calendar days in the month.

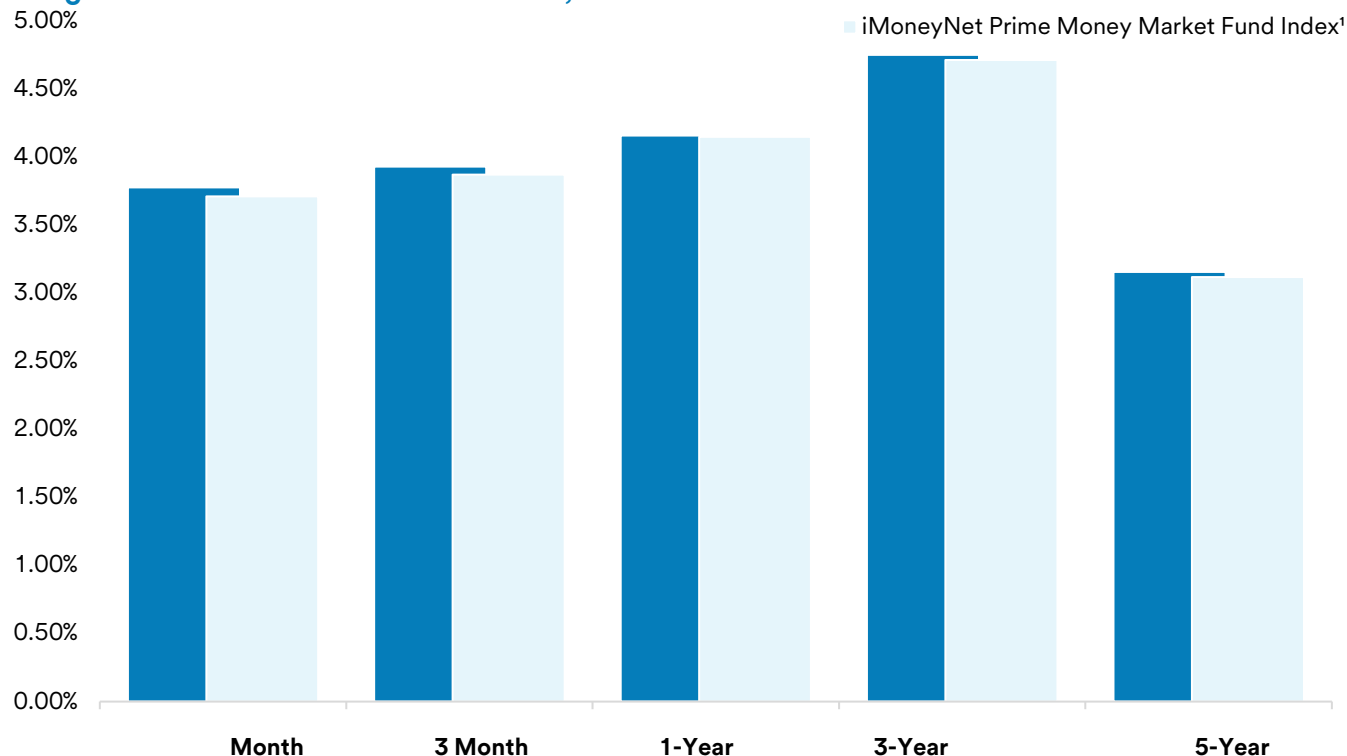
³ Weighted Average Maturity: Calculated by the final maturity for a security held in the portfolio and the interest rate reset date. This is a way to measure a fund's sensitivity to potential interest rate changes.

⁴ S&P Global AAA^m Rating: S&P evaluates a number of factors, including credit quality, market price, exposure, and management. Please visit [SPGlobal.com/Ratings](https://www.spglobal.com/Ratings) for more information and ratings methodology.

⁵ Fitch AAA^f Rating: portfolios with this rating indicate having the highest underlying credit quality. Please visit [fitchratings.com](https://www.fitchratings.com) for more information and ratings methodology.

⁶ As of the last day of the month. The 30-day yield represents the net change, exclusive of capital changes and income other than investment income, in the value of a hypothetical account with a balance of one share (normally \$1.00 per share) over a thirty-day base period expressed as a percentage of the value of one share at the beginning of the thirty-day period. This resulting net change in account value is then annualized by multiplying it by 365 and dividing the result by 30.

Average Annual Return as of December 31, 2025



MOSIP Liquid Series	3.77%	3.93%	4.16%	4.75%	3.16%
iMoneyNet Prime Money Market Fund Index ¹	3.71%	3.87%	4.15%	4.71%	3.12%

Must be preceded or accompanied by an Information Statement. For a current Information Statement, which contains more complete information, please visit <http://www.mosip.org/> or call 877-696-6747. Before investing, consider the investment objectives, risks, charges and expenses of the pool carefully. This and other information can be found in the Information Statement. Read the Information Statement carefully before you invest or send money.

¹Source: iMoneyNet First Tier Institutional Money Market Fund Average (iMoneyNet Prime Money Market Fund Index); benchmark yields are as of the last business day of each month. This index is comprised of funds rated in the top grade that invest in high-quality financial instruments with dollar-weighted average maturities of less than 60 days. It is not possible to invest directly in such an index.

Past performance does not guarantee future results. Yields will fluctuate as market conditions change. The current fund performance may be higher or lower than that cited. The yields shown may reflect fee waivers by service providers that subsidize and reduce the total operating expenses of the Pool. Pool yields would be lower if there were no such waivers.

This information is for institutional investor use only, not for further distribution to retail investors, and does not represent an offer to sell or a solicitation of an offer to buy or sell any fund or other security. Investors should consider the investment objectives, risks, charges and expenses before investing in any of the Missouri Securities Investment Program's portfolios. This and other information about the Program's portfolios is available in the Program's current Information Statement, which should be read carefully before investing. A copy of the Information Statement may be obtained by calling 1-877-MY-MOSIP or is available on the Program's website at www.mosip.org. While the MOSIP Liquid Series seeks to maintain a stable net asset value of \$1.00 per share and the MOSIP Term portfolio seeks to achieve a net asset value of \$1.00 per share at the stated maturity, it is possible to lose money investing in the Program. An investment in the Program is not insured or guaranteed by the Federal Deposit Insurance Corporation or any other government agency. Shares of the Trust are distributed by U.S. Bancorp Investments, Inc., member FINRA (www.finra.org) and SIPC (www.sipc.org). PFM Asset Management is a division of U.S. Bancorp Asset Management, Inc., which serves as administrator and investment adviser to the Trust. U.S. Bancorp Asset Management, Inc. is a direct subsidiary of U.S. Bank N.A. and an indirect subsidiary of U.S. Bancorp. U.S. Bancorp Investments, Inc. is a subsidiary of U.S. Bancorp and affiliate of U.S. Bank N.A.